

# SPECIFICATION FOR APPROVAL

## 承 认 书

Description : Magnetic Buzzer

Vender's Part No. : FDB-096050F-03027

Customer's. Part No. : \_\_\_\_\_

Serial No. : FDM-1653

Version No. : 1.1

CUSTOMER'S APPROVED SIGNATURE		



**JIANGYIN FUDING ELECTRONIC CO.,LTD**

**江 阴 福 鼎 电 子 有 限 公 司**

YueFeng Road, Yue Cheng Town, Jiang Yin City.

TEL: +86-0510-86582084

FAX: +86-0510-86586736

E-Mail: [tj@jy-fuding.com](mailto:tj@jy-fuding.com)/[fudingdz@126.com](mailto:fudingdz@126.com)

Http: [//www.jy-fuding.com](http://www.jy-fuding.com)

Approved By	Checked By	Made By

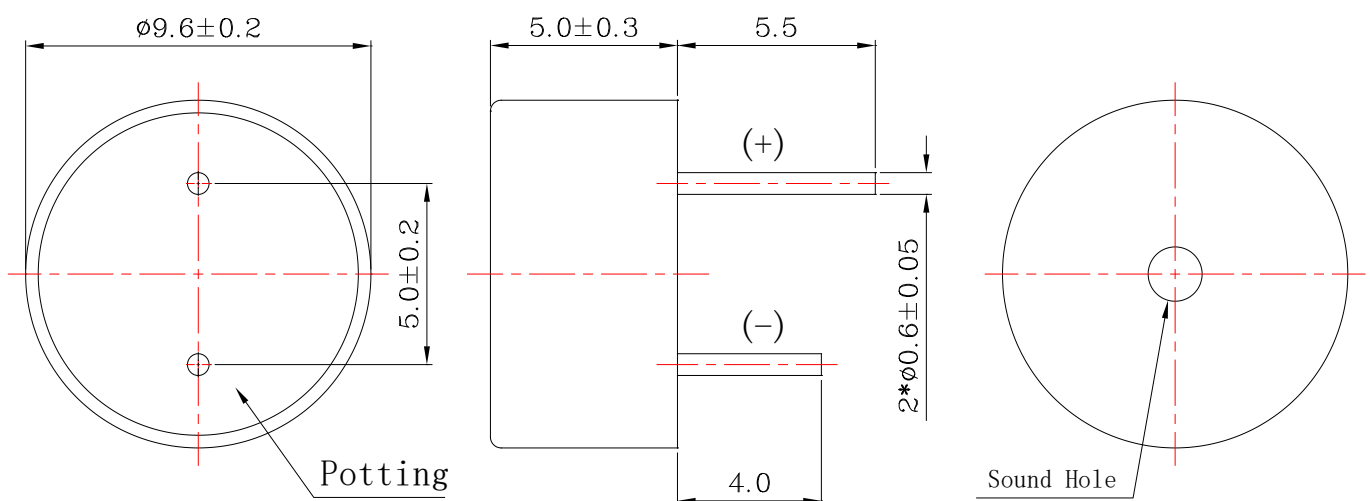
## A. SCOPE

This specification applies magnetic buzzer, **FDB-096050F-03027**

## B. SPECIFICATION

No.	Item	Unit	Specification	Condition
1	Oscillation Frequency	KHz	2.7 ± 0.3	
2	Operating Voltage	VDC	2 ~ 5	
3	Rated Voltage	VDC	3	
4	Current Consumption	mA	MAX. 30	at Rated Voltage
5	Sound Pressure Level	dB	MIN. 80	at 10cm at Rated Voltage
6	Tone/Pulse Rate		Constant	
7	Operating Temperature	°C	-20 ~ +70	
8	Storage Temperature	°C	-30 ~ +80	
9	Dimension	mm	Φ9.6 x H5.0	See appearance drawing
10	Weight (MAX)	gram	1.0	
11	Housing Material		PPO( Black )	
12	Leading Pin		Tin Plated Brass(Sn)	See appearance drawing
13	Environmental Protection Regulation		RoHS	

## C. APPEARANCE DRAWING



**Tol : ± 0.5**

**Unit: mm**



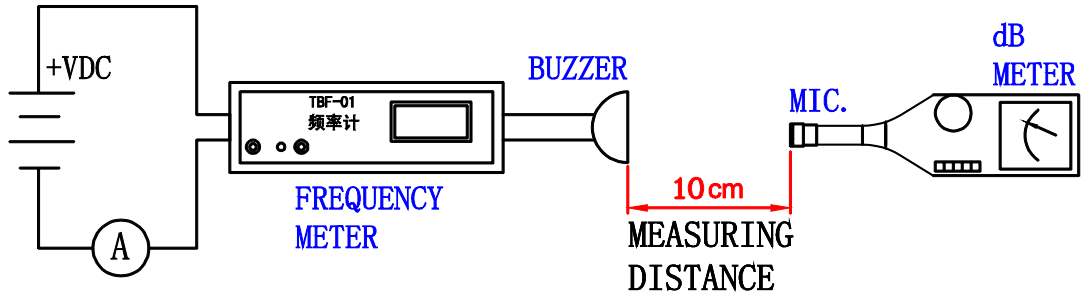
## D. TESTING METHOD

### Standard Measurement conditions

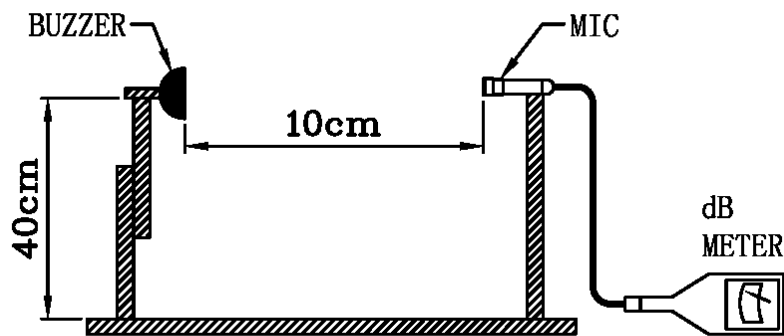
Temperature:  $25 \pm 2^{\circ}\text{C}$  Humidity: 45-65%

### Acoustic Characteristics:

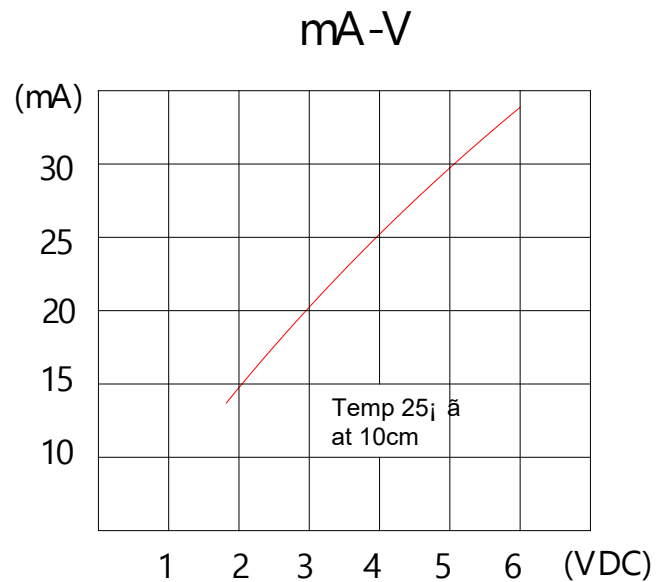
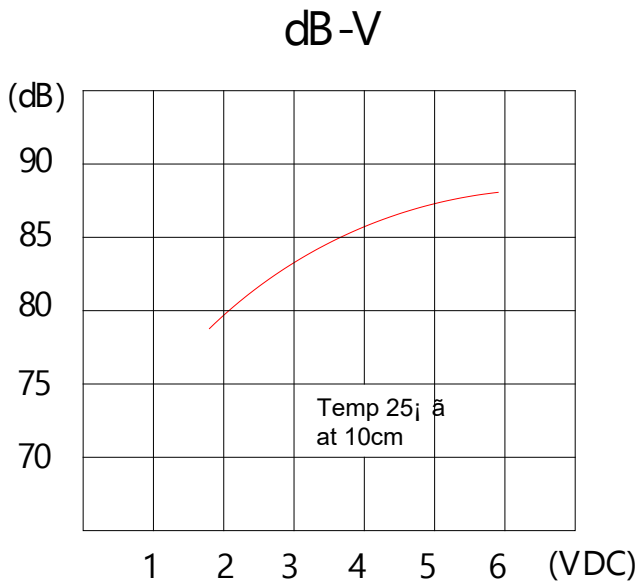
The oscillation frequency, current consumption and sound pressure are measured by the measuring instruments shown below



In the measuring test, buzzer is placed as follows:



## E. VOLTAGE / CURRENT / SOUND PRESSURE CHARACTERISTICS



## F. RELIABILITY TEST

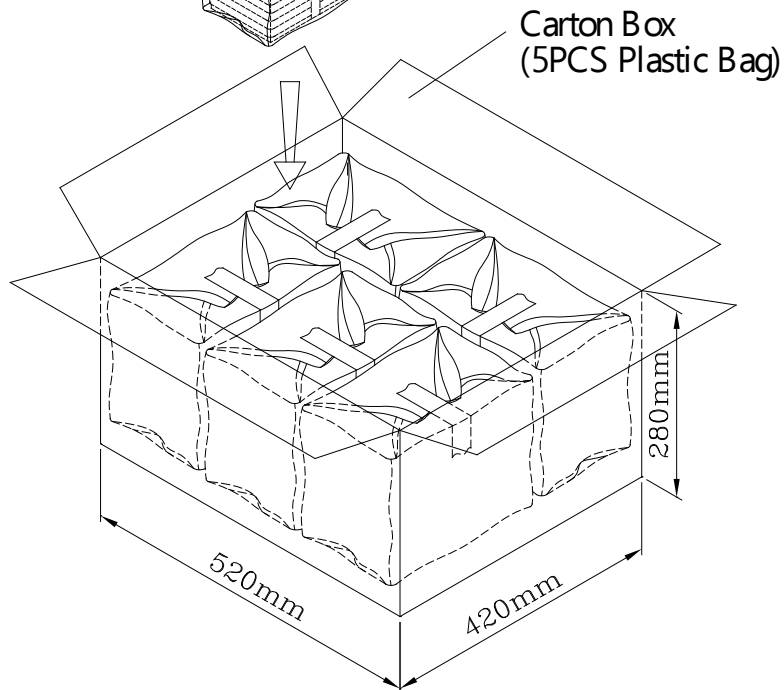
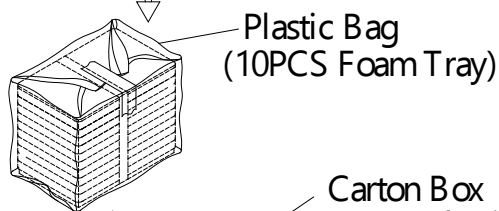
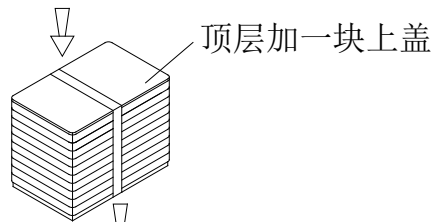
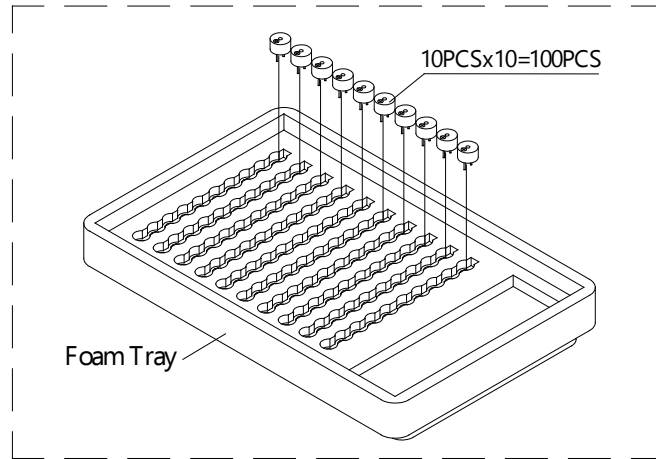
NO.	ITEM	TEST CONDITION AND REQUIREMENT
1	High Temperature Test (Storage)	After being placed in a chamber with 80 ± 2°C for 96 hours and then being placed in normal condition for 2 hours. Allowable variation of SPL after test:   10dB.
2	Low Temperature Test (Storage)	After being Placed in a chamber with -30 ± 2°C for 96 hours and then being placed in normal condition for 2 hours. Allowable variation of SPL after test:   10dB.
3	Humidity Test	After being Placed in a chamber with 90-95% R.H. at 40 ± 2°C for 96 hours and then being placed in normal condition for 2 hours. Allowable variation of SPL after test:   10dB.
4	Temperature Cycle Test	<p>The part shall be subjected to 5 cycles. One cycle shall be consist of :</p> <p>Allowable variation of SPL after test:   10dB.</p>
5	Drop Test	Drop on a hard wood board of 4cm thick, any directions ,6 times, at the height of 75cm . Allowable variation of SPL after test:   10dB.

6	Vibration Test	After being applied vibration of amplitude of 1.5mm with 10 to 55 Hz band of vibration frequency to each of 3 perpendicular directions for 2 hours . Allowable variation of SPL after test:   10dB.
7	Solderability Test	Lead terminals are immersed in rosin for 5 seconds and then immersed in solder bath of +300   5°C for 3   1 seconds . 90% min. lead terminals shall be wet with solder (Except the edge of terminals).
8	Terminal Strength Pulling Test	The force of 9.8N(1.0kg) is applied to each terminal in axial direction for 10 seconds. No visible damage and cutting off.

**TEST CONDITION.**

Standard Test Condition	:	a) Temperature : +5 ~ +35°C	b) Humidity : 45-85%	c) Pressure : 860-1060mbar
一般测试条件	:	a) 温度 : +5 ~ +35°C	b) 湿度 : 45-85%	c) 气压 : 860-1060mbar
Judgment Test Condition	:	a) Temperature : +25 ± 2°C	b) Humidity : 60-70%	c) Pressure : 860-1060mbar
争议时测试条件	:	a) 温度 : +25 ± 2°C	b) 湿度 : 60-70%	c) 气压 : 860-1060mbar

# G. PACKING STANDARD



Foam Tray	240mmx160mmx30mm	1x100PCS=100PCS
Plastic Bag		10x100PCS=1000PCS
Carton Box	520mmx420mmx280mm	5x1000PCS=5,000PCS